

GUIDE BOOK

NATURAL ENERGY BOOST



NATURAL ENERGY BOOST GUIDE

Introduction

Maintaining high energy levels is essential, especially for busy professionals and entrepreneurs. This guide presents a holistic approach to maximizing your vitality, focusing on sustainable, natural methods that work with your body's innate processes. This guide will help you find your full potential by optimizing various aspects of your life, from nutrition and exercise to sleep and stress management.

The core focus of this guide is on developing habits that enhance your vitality and resilience. We'll break down this approach into four main components:

- Nutritional Strategies
- Effective Exercise Routines
- Optimized Sleep Habits
- Stress Management Techniques

This guide will empower you with the knowledge and actionable steps needed to transform your energy levels, supporting your personal and professional growth every day.

Understanding Your Body's Energy Systems

To effectively boost your energy, it's crucial to understand how your body produces and utilizes energy.

The Cellular Powerhouse: Mitochondria

- Mitochondria are the energy factories in your cells
- They produce adenosine triphosphate (ATP), the primary energy currency of cells
- Increasing mitochondrial efficiency is key to boosting overall energy levels

The Role of Macronutrients in Energy Production

- **Carbohydrates:** Primary source of quick energy
- **Proteins:** Essential for building and repairing tissues
- **Fats:** Provide sustained energy over longer periods

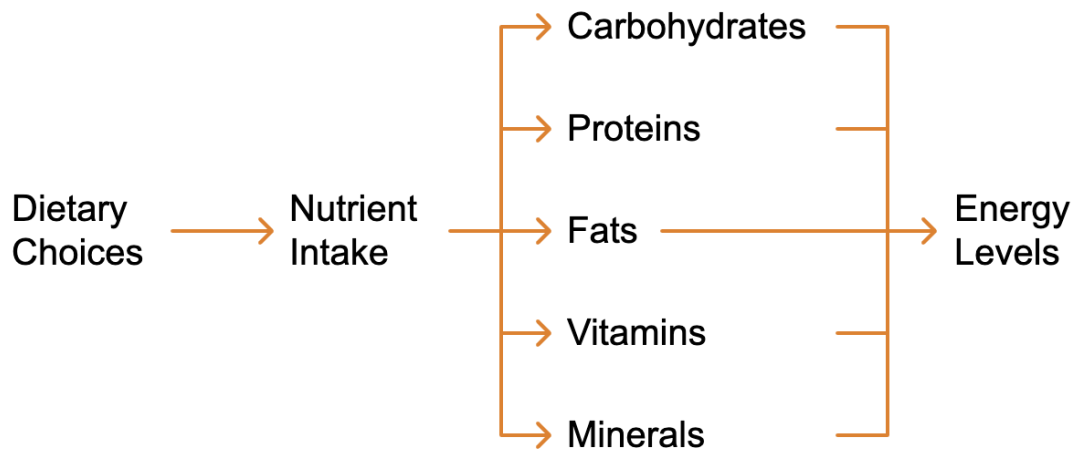
Micronutrients and Energy

- **B vitamins:** Essential for various steps in energy production
- **Iron:** Crucial for oxygen transport
- **Magnesium:** Involved in hundreds of enzymatic reactions related to energy production
- **Coenzyme Q10:** Plays a vital role in the electron transport chain

Action Step: Conduct a self-assessment of your diet. Are you getting a balanced mix of macro and micronutrients? Keep a food diary for a week to identify areas for improvement.

Optimizing Your Diet for Maximum Energy

Your diet plays a crucial role in determining your energy levels throughout the day.



Balanced Macronutrient Intake

- Aim for a balanced ratio of carbohydrates, proteins, and fats
- Focus on complex carbohydrates for sustained energy release
- Include lean proteins to support muscle repair and enzyme production
- Incorporate healthy fats for hormone production and nutrient absorption

Micronutrient-Rich Foods

- Dark leafy greens: Rich in iron, magnesium, and B vitamins
- Nuts and seeds: High in magnesium and healthy fats
- Lean meats and fish: Excellent sources of B vitamins and iron

- Whole grains: Provide B vitamins and complex carbohydrates

Hydration for Energy

- Proper hydration is crucial for maintaining energy levels
- Aim for at least 8 glasses of water per day
- Consider electrolyte-rich beverages for intense physical activity

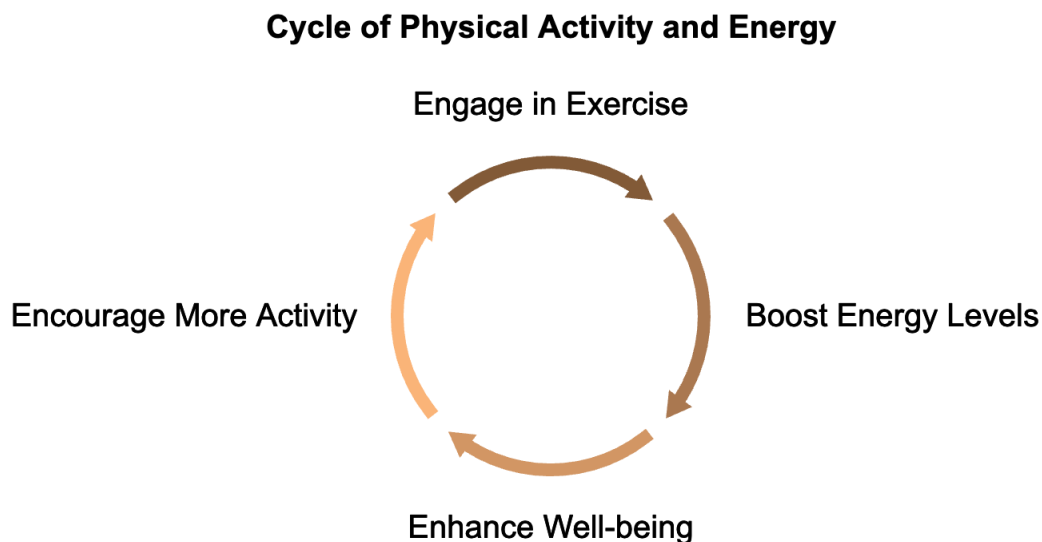
Energy-Boosting Meal Plan

Meal	Foods	Energy Benefits
Breakfast	Oatmeal with berries and nuts	Complex carbs, antioxidants, healthy fats
Snack	Greek yogurt with honey	Protein, probiotics, quick energy
Lunch	Grilled chicken salad with mixed greens and avocado	Lean protein, iron, healthy fats
Snack	Apple slices with almond butter	Fiber, quick energy, healthy fats
Dinner	Salmon with quinoa and roasted vegetables	Omega-3s, complex carbs, vitamins

Action Step: Plan your meals for the next week, focusing on incorporating a variety of nutrient-dense, energy-boosting foods.

Exercise for Sustained Energy

Regular physical activity is a powerful tool for boosting energy levels and overall well-being.



Types of Exercise for Energy Boosting

- Cardiovascular exercise: Improves heart health and increases mitochondrial density
- Strength training: Builds muscle mass, which increases resting metabolic rate
- High-Intensity Interval Training (HIIT): Enhances metabolism and mitochondrial function
- Yoga and stretching: Improves flexibility and reduces muscle tension

Creating an Energy-Boosting Exercise Routine

- Aim for at least 150 minutes of moderate-intensity aerobic

activity per week

- Include strength training exercises at least twice a week
- Incorporate HIIT sessions 1-2 times per week for maximum benefit
- Practice yoga or stretching daily for flexibility and stress reduction

Timing Your Workouts

- Morning exercise can provide an energy boost that lasts throughout the day
- Afternoon workouts can help combat the post-lunch energy slump
- Avoid intense exercise close to bedtime, as it may interfere with sleep

Action Step: Design a weekly exercise plan that includes a mix of cardiovascular exercise, strength training, and flexibility work. Start with achievable goals and gradually increase intensity and duration.

Sleep Architecture for Optimal Energy

Quality sleep is fundamental to maintaining high energy levels throughout the day.

Understanding Sleep Cycles

- Sleep occurs in cycles of approximately 90-110 minutes
- Each cycle consists of different stages: light sleep, deep

sleep, and REM sleep

- Aim to complete 4-6 full sleep cycles per night

Creating an Optimal Sleep Environment

- Keep your bedroom dark, quiet, and cool (60-67°F or 15-19°C)
- Invest in a comfortable mattress and pillows
- Use blackout curtains or an eye mask to block out light
- Consider using white noise or earplugs to minimize disruptive sounds

Developing a Sleep-Promoting Routine

- Establish a consistent sleep schedule, even on weekends
- Create a relaxing bedtime routine (e.g., reading, gentle stretching, meditation)
- Avoid screens for at least an hour before bed due to blue light exposure
- Limit caffeine and alcohol consumption, especially in the evening

Optimizing Sleep Duration

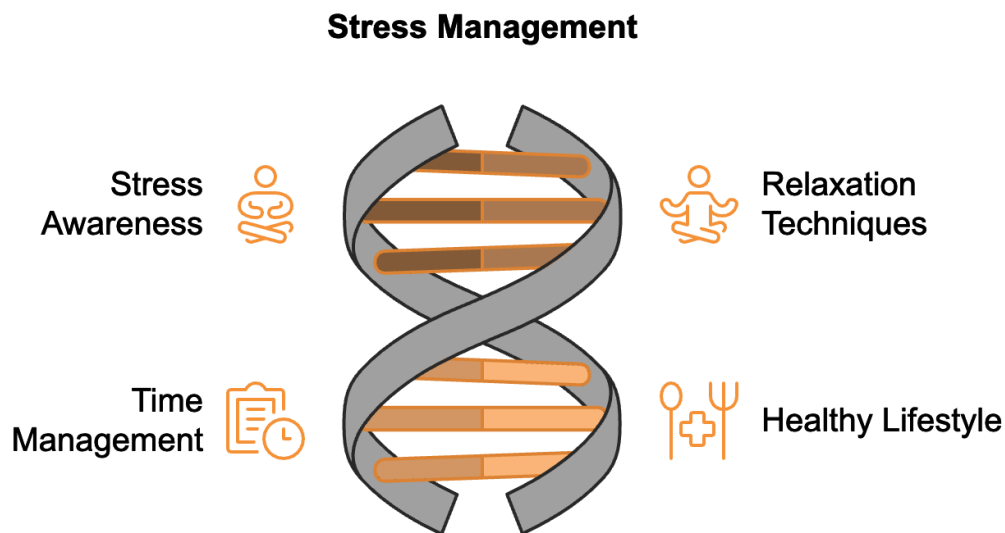
- Most adults need 7-9 hours of sleep per night
- Experiment to find your optimal sleep duration
- Consider using sleep tracking apps or devices to monitor your sleep patterns

Action Step: Implement a consistent sleep routine for the next two weeks. Keep a sleep diary to track your sleep duration,

quality, and energy levels upon waking.

Stress Management Techniques for Energy Conservation

Chronic stress can be a significant energy drain. Learning to manage stress effectively is crucial for maintaining high energy levels.



Mindfulness and Meditation

- Practice daily mindfulness meditation to reduce stress and improve focus
- Start with just 5-10 minutes per day and gradually increase
- Use guided meditation apps or videos if you're new to the practice

Deep Breathing Exercises

- Practice deep breathing exercises throughout the day
- Try the 4-7-8 technique: Inhale for 4 counts, hold for 7, exhale for 8
- Use deep breathing to center yourself before important tasks or meetings

Time Management and Prioritization

- Use time-blocking techniques to structure your day
- Prioritize tasks using methods like the Eisenhower Matrix
- Learn to say no to non-essential commitments

Regular Breaks and Downtime

- Take short breaks every 60-90 minutes to recharge
- Use techniques like the Pomodoro Method (25 minutes of work followed by a 5-minute break)
- Schedule regular vacations and downtime to prevent burnout

Action Step: Choose one stress management technique to practice daily for the next week. Journal about its effects on your energy levels and overall well-being.

Harnessing the Power of Natural Supplements

While a balanced diet should be your primary source of nutrients, certain supplements can help boost energy levels naturally.

Adaptogenic Herbs

- **Rhodiola Rosea:** Helps combat fatigue and enhance mental performance
- **Ashwagandha:** Reduces stress and boosts energy
- **Panax Ginseng:** Improves mental clarity and physical stamina

Essential Vitamins and Minerals

- **B-Complex vitamins:** Support energy metabolism
- **Magnesium:** Crucial for energy production and stress reduction
- **Iron:** Essential for oxygen transport (only supplement if deficient)

Coenzyme Q10

- Supports mitochondrial function and energy production
- Particularly beneficial for individuals over 40 or those with high energy demands

Safety and Usage Guidelines

- Always consult with a healthcare professional before starting any new supplement regimen
- Start with the lowest effective dose and monitor your body's response
- Be aware of potential interactions with medications or other supplements

Action Step: Research one natural supplement that aligns with your energy needs. Consult with a healthcare professional about its potential benefits and risks for your specific situation.

Creating a Holistic Energy-Boosting Routine

To maximize your energy levels, it's essential to integrate all the elements we've discussed into a cohesive daily routine.

Sample Energy-Optimized Daily Schedule

- **6:00 AM:** Wake up consistently, even on weekends
- **6:15 AM:** 10-minute meditation or deep breathing exercise
- **6:30 AM:** Light exercise (e.g., yoga, stretching, or a brisk walk)
- **7:00 AM:** Nutrient-rich breakfast
- **8:00 AM - 12:00 PM:** Focused work with regular short breaks
- **12:00 PM:** Balanced lunch followed by a short walk
- **1:00 PM - 5:00 PM:** Continued work with breaks, including a 10-minute power nap if needed
- **5:00 PM:** More intense exercise session (e.g., HIIT, strength training)
- **6:30 PM:** Nutrient-dense dinner
- **7:30 PM:** Relaxation time (e.g., reading, hobbies, family time)
- **9:00 PM:** Begin wind-down routine (dim lights, avoid screens)
- **10:00 PM:** Bedtime

Personalization and Flexibility

- Adjust the schedule to fit your personal and professional commitments
- Be flexible but try to maintain consistency in key areas (sleep schedule, meal times, exercise)
- Regularly assess and adjust your routine based on your energy levels and productivity

Action Step: Create your own energy-optimized daily schedule. Implement it for two weeks, making notes on what works well and what needs adjustment.

Tracking and Optimizing Your Energy Levels

To continually improve your energy management, it's important to track your progress and make data-driven adjustments.

Energy Tracking Methods

- Keep a daily energy journal, rating your energy levels throughout the day
- Use wearable devices or apps to track sleep, activity, and heart rate variability
- Monitor productivity metrics as a proxy for energy levels

Regular Self-Assessment

- Conduct a weekly review of your energy levels and productivity

- Identify patterns and triggers that affect your energy (both positively and negatively)
- Set specific goals for energy improvement and track your progress

Continuous Improvement

- Experiment with small changes to your routine and note their effects
- Be patient – sustainable energy improvement takes time
- Celebrate small wins and progress along the way

Action Step: Choose a method for tracking your energy levels and commit to doing so for the next month. Schedule a weekly review to analyze your data and make adjustments to your routine.

Conclusion

Boosting your natural energy levels is a multifaceted approach that requires attention to various aspects of your lifestyle.

Optimizing your diet, exercise routine, sleep habits, stress management techniques, and daily structure can significantly boost your energy and productivity as an entrepreneur.

Sustainable energy management is a journey, not a destination. Be patient with yourself as you implement these changes, and don't be afraid to adjust your approach based on what works best for you. With consistency and dedication, you can unlock new levels of vitality and performance in both your personal and professional life.

Action Plan

1. Conduct a comprehensive self-assessment of your current energy levels, diet, exercise habits, sleep patterns, and stress management techniques.
2. Choose one area to focus on first (e.g., sleep, diet, exercise) and implement the suggested strategies for two weeks.
3. Track your energy levels daily using your preferred method (journal, app, or wearable device).
4. After two weeks, review your progress and adjust your approach as needed.
5. Gradually incorporate strategies from other areas of the guide into your routine.

6. Schedule monthly check-ins to assess your overall energy management and set new goals.
7. Consider consulting with healthcare professionals or specialists (nutritionist, sleep expert, fitness trainer) for personalized advice.
8. Share your energy-boosting journey with a friend or colleague for accountability and support.
9. Continually educate yourself on the latest research and techniques for natural energy enhancement.
10. Remember to celebrate your progress and be kind to yourself throughout this process of optimization and growth.

Following this guide and action plan marks a significant step toward maximizing your natural energy levels and reaching your full potential as an entrepreneur. Stay committed to your goals, and watch as increased vitality positively impacts both your personal and professional life.